


Getting the most from an app review

Seeing the overview



When you have a list of apps, simply click on the app's logo.

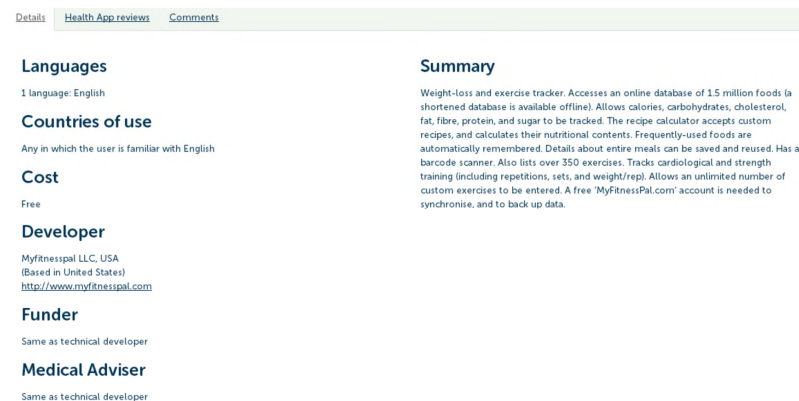
This will show you a screen with a full review of the app.

At the top will be an overview like the one above.

It shows you:

- which types of phone or device the app works on
- what languages it is in
- how it can help, for example as a tracker
- how much it costs, or if it is free
- the heart rating based on patient group feedback
- if any approving body, such as the US FDA or UK NHS (National Health Service) has evaluated and approved the app.

Reading the summary



Next on the page is a more detailed summary.

Use this to:

- read details of what the app does, and how it helps
- click through to the developer's own site for more information on the app
- see who funded it, and which countries it can be used in.

Seeing reviews from patient groups

Details | Health App reviews | Comments

Reviews

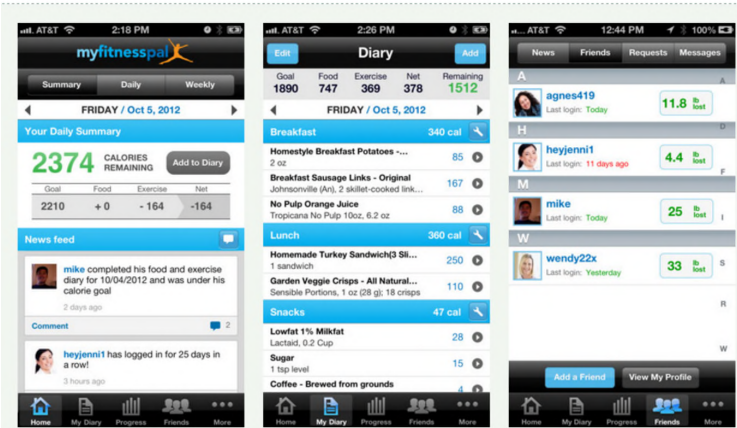
Reviewer: Patient group specialising in learning disorders, USA
Review: "Users are able to keep track of their caloric intake, as well as exercise. In addition, the exercise is included in the amount of caloric intake, so that people can see a direct correlation between exercise and caloric intake."
Source: PatientView survey, July-August 2012
Usage: Between 5-10%
Weblink of reviewer: -

Click on health app reviews to see:

- who reviewed it
- quotes from the reviewers.

Looking at screenshots

Screenshots




Next on the page there are screenshots from the app.

You can use these to get a clearer understanding of:

- what the app is like
- what it does
- how it works.

Related apps

Related apps



Locabulary Lite | Special Stories | Special Words

At the bottom of the page, there are apps relating to the app you are currently looking at.

You can click on any of the logos to see the full review.